

4

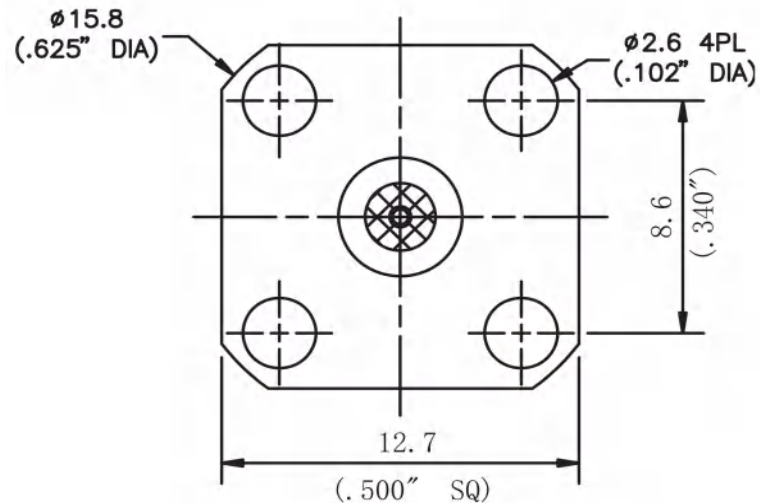
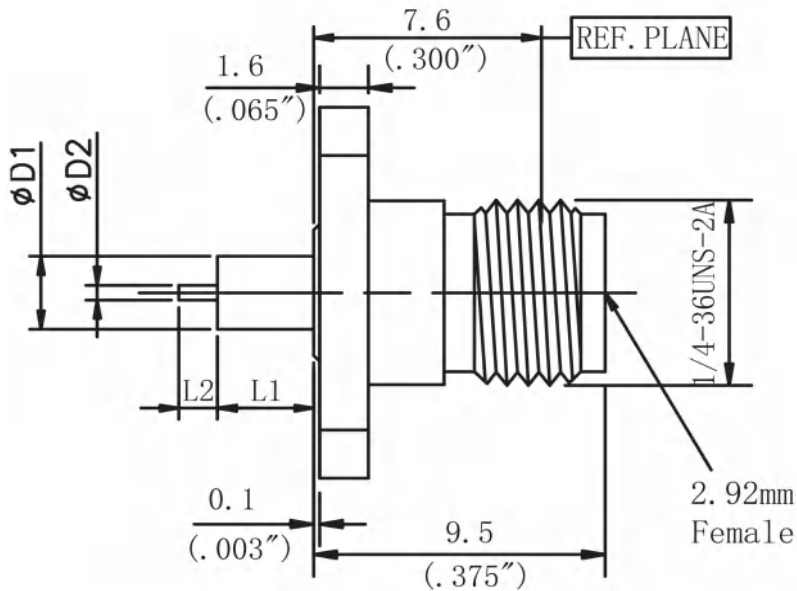
3

2

1

THIS DRAWING UNPUBLISHED.	RELEASED FOR PUBUCATION
---------------------------	-------------------------

LOC	DIST	REVISIONS				
---	---	P	LTR	DATE	DWN	APVD
---	---	---	---	---	---	---





- NOTES:
- ELECTRICAL:
 - IMPEDANCE: 50Ω
 - INSULATION RESISTANCE: 5000M Ω
 - FREQUENCY RANGE: DC-40 GHz
 - DIELECTRIC WITHSTANDING VOLTAGE: 1000V MAX AT SEA LEVEL
 - VSWR: ≤1.15:1
 - INSERTION LOSS: 0.25dB (MAX)

- ENVIRONMENTAL:
 - TEMPERATURE RANGE: -55° to +165°

- MATERIAL AND FINISH:
 - INNER CONDUCTOR MATERIAL: BERYLLIUM BRONZE GOLD PLATING
 - EXTERNAL CONDUCTOR MATERIAL: STAINLESS STEEL PASSIVATED
 - INSULATOR: PTFE

MODEL	ØD1	ØD2	L1	L2
XQY-29FM0403F01-M	4.0mm/0.158"	0.3mm/0.012"	1.4mm/0.055"	1.5mm/0.059"
XQY-29FM0503F01-M	4.0mm/0.158"	0.3mm/0.012"	3.0mm/0.118"	1.5mm/0.059"

Accept custom sizes and styles

THIS DRAWING IS A CONTROLLED DOCUMENT		21/10/2021	 Shenzhen xinqiyuan Technology Co., Ltd.		
DIMENSIONSMM		TOLERANCES UNLESS OTHERWISE SPECIFIED: ±0.1	APVD	NAME 2.92mm Female RF Coaxial Connector Metal through	
 Note: Dimensions (mm / [inch])		APPLICATION SPEC --- WEIGHT ---	SIZE A4	CAGE CODE 01021	DRAWING NO XQY-29FM0503F01-M

4

3

2

1